

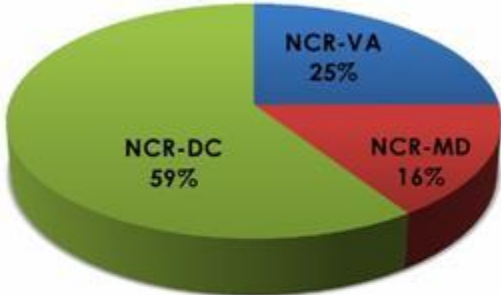
How Green is the National Capital Region?

Using the LEED certified project list from USGBC, the National Capital Region Chapter has prepared the following snapshots of LEED space in the cities and counties in our footprint.

Figure 1: NCR Total LEED Certified Space by Chapter Territory

There are 66,813,429 square feet of LEED certified space throughout the National Capital Region Chapter. Washington D.C. accounts for 59% of that space, Montgomery County and Prince George's County in Maryland account for 16%, and Arlington, Fairfax, Prince William, Loudoun, Clark, Frederick, Rappahannock, Fauquier, Culpeper and Stafford counties in the Commonwealth of Virginia account for 25%.

NCR - Total LEED Certified Space by Chapter Territory

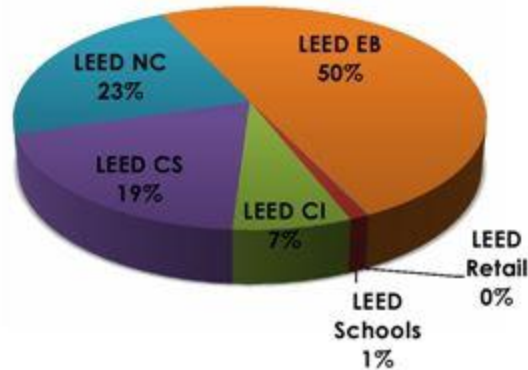


NCR - LEED Certified Area by State		
NCR-VA	NCR-MD	NCR-DC
16,675,537	10,484,840	39,653,052
NCR-MD	10,484,840	SF
NCR-VA	16,675,537	SF
NCR-DC	39,653,052	SF
	66,813,429	SF

Figure 2: NCR Total LEED Certified Space by Rating System

LEED for Existing Buildings, Operations & Maintenance comprises half of all LEED certified space in the National Capital Region Chapter. LEED for New Construction accounts for 23%, LEED for Core & Shell accounts for 19%, LEED for Commercial Interiors has 7%, LEED for Schools has 1%, and LEED Retail has less than 1% of all LEED certified space.

NCR - Total LEED Certified Space by Rating System

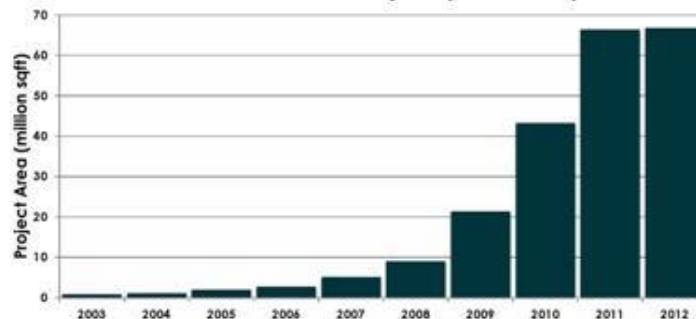


NCR - LEED Certified Area by Rating System					
LEED Retail	LEED Schools	LEED CI	LEED CS	LEED NC	LEED EB
44,932	743,100	4,718,758	12,897,104	15,122,671	33,286,865
LEED EBOM	33,286,865	SF			
LEED NC	15,122,671	SF			
LEED CS	12,897,104	SF			
LEED CI	4,718,758	SF			
LEED for Schools	743,100	SF			
LEED for Retail	44,932	SF			
	66,813,430	SF			

Figure 3: Cumulative NCR *LEED Certified Projects Per Year

The number of LEED Certified projects has been increasing annually from 2003 to 2012. In 2011, 23,079,820 square feet of space was approved for LEED certification, the largest amount in this time period.

NCR - *LEED Certified Projects (Cumulative)



NCR - LEED Certified Area by Year										
2003	2004	2005	2006	2007	2008	2009	2010	2011	2012	
775,000	252,000	967,226	744,139	2,391,520	3,873,997	12,298,520	21,974,514	23,079,820	456,694	
*Excludes LEED for Neighborhood Development projects										